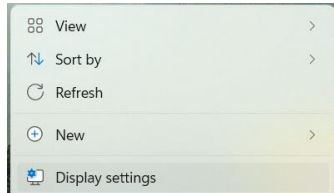
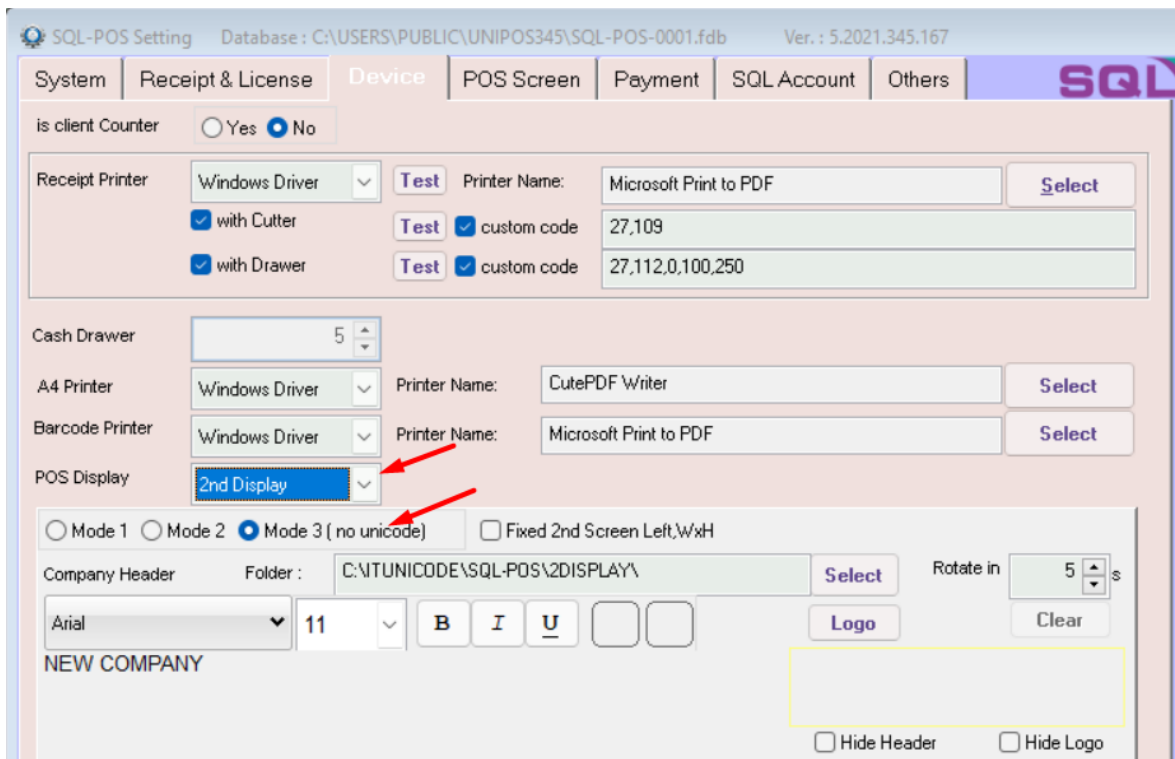
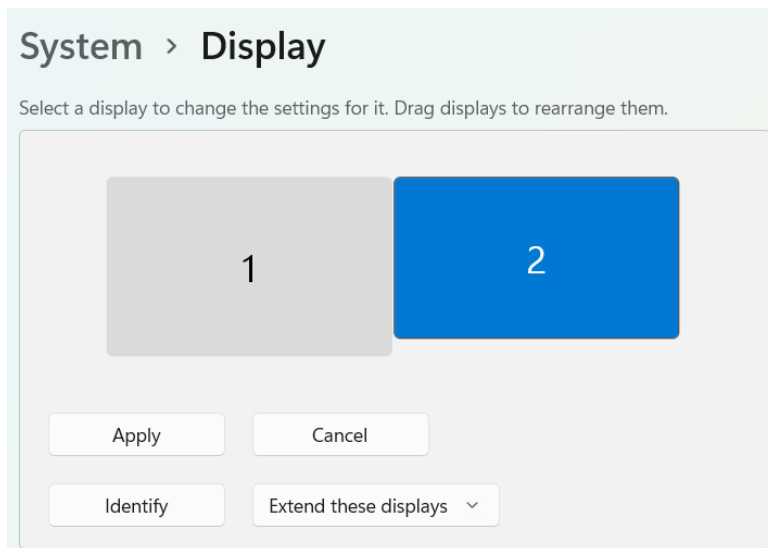


## Quick guide for Second Display

1. Set as Extend these displays at Windows, right click at desktop.



Two monitor Arrangement as below:



After set, need close and login SQL-POS again.

☐ Mode 1
 ☐ Mode 2
 ☒ Mode 3 ( no unicode)
 ☒ Fixed 2nd Screen Left,WxH
 1024 X 800 600

Company Header
 Folder : C:\TUNICODE\SQL-POS\2DISPLAY\
 Select
 Rotate in 5 s

Arial 11 B I U
 Logo
 Clear

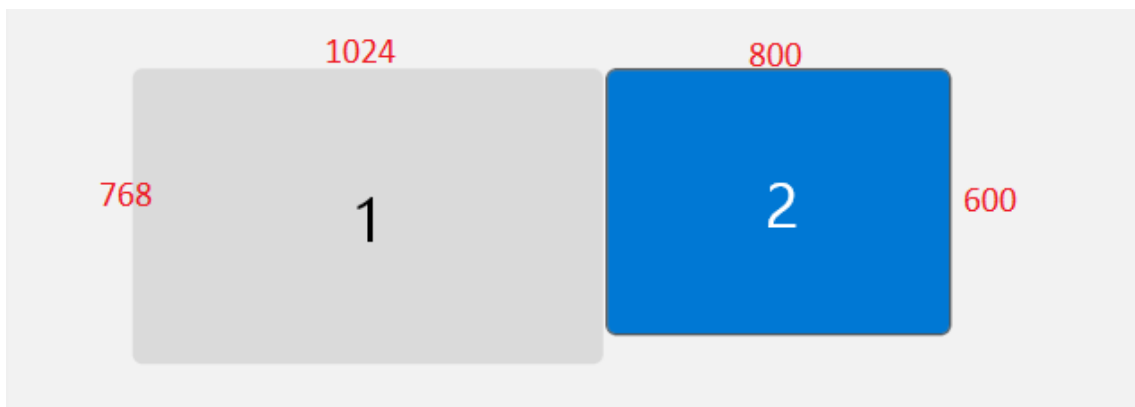
NEW COMPANY

☐ Hide Header
 ☐ Hide Logo

May save Product Promotion in folder, can be Jpeg files, PNG, PDF and MP4 Video Files.

Can set Rotating time.

In most condition , system able to detect monitor conditions, but when used Ratio ,



Need manual input setting.

☒ Fixed 2nd Screen Left,WxH
 1024 X 800 600

For Windows 11, can disable the second monitor taskbar

Taskbar behaviors  
Taskbar alignment, badging, automatically hide, and multiple displays

Taskbar alignment: Left

☐ Automatically hide the taskbar

☒ Show badges on taskbar apps

☐ Show flashing on taskbar apps

☐ Show my taskbar on all displays

And deduce 15 points.

☒ Fixed 2nd Screen Left,WxH
 1024 X 785 585

